




**E5120**  
**E5120F**  
**MORTISE Exit Device**  
**WIDE STYLE**

**Certifications and Listings**

ANSI Certified: Fire and None Fire Devices are ANSI A156.3 - 2001 Grade 1



**E-818**



**E-828**

**Specifications**

<b>Device Lengths</b>	Available For (36)" 33"(838mm) or, (48"), 45"(1137mm)
<b>Door Widths</b>	36" For 29" to 36" (736mm to 914mm) doors 48" For 33" to 48" (838mm to 1219mm) door
<b>Minimum Stile Width</b>	4-1/4" (107mm)
<b>Latch Bolt</b>	3/4" (19mm) Throw, Two-Piece Latchbolt (304 Stainless Steel) with Anti Friction Insert and Auxillary Deadlocking Latch
<b>Strikes</b>	Universal curved lip, non-handed, E818 For 5120, 828 For 5120F. Optional E831 For Panic or E832 For Fire flat ANSI Strike for door pairs With overlapping astragal
<b>Dogging Kit</b>	Hex key dogging (5110 Device Only)
<b>Fire device</b>	No Mechanical Dogging
<b>Dogging Options</b>	Cylinder Dogging (CD). see page E-26
<b>Mounting Fasteners</b>	Non Fire Device - 1/4-20 Machine Screws Standard Fire Fated Device 1/4-20 x Sex Nuts and Bolts (SNB) supplied standard
<b>Wood Doors</b>	For wood doors, order SNB separately
<b>Mounting Height</b>	Device centerline from finished floor is 40" (1016mm)
<b>Projection</b>	Touch Bar Neutral: 3-1/16" (78mm). Touch Bar Depressed: 2-19/32" (66mm)

**Finishes** : 630 Standard, 605, 606, 610. 613, 619, 625, 626 By Special Order



MODEL PRODUCT DESCRIPTIONS & FEATURES E-9

E5130
E5130F
SURFACE VERTICAL ROD Exit Device
WIDE STYLE



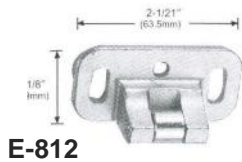
Certifications and Listings

ANSI Certified: Fire and Non Fire Devices are ANSI A156.3 - 2001 Grade 1



Specifications

- Device Lengths Available For (36)" 33"(838mm) or, (48"), 45"(1137mm)
Door Widths 36" For 29" to 36" (736mm to 914mm) doors
48" For 33" to 48" (838mm to 1219mm) doors
Minimum Stile Width 4-1/4" (107mm)
Latch Bolt Top latch - 5/8" (16mm) throw, can be deadlocked automatically
Bottom latch - 5/8" (16mm) throw, held retracted during door swing
Strikes Top - 812 For 5130, 822 For 5130F. Btm.815 For 5130, 825 For 5130F
Dogging Kit Hex key dogging (5130 Device Only)
Fire device No Mechanical Dogging
Dogging Options Cylinder Dogging (CD). see page E-26
Mounting Fasteners Non Fire Device - 1/4-20 Machine Screws X SNB
Fire Fated Device 1/4-20 x Sex Nuts and Bolts (SNB)
Mounting Height Device centerline from finished floor is 40" (1016mm) standard
Projection Touch Bar Neutral: 3-1/16" (78mm). Touch Bar Depressed: 2-19/32" (66mm)
Door Opening Height Standard door height is 7', 8' is available
Vertical Rods 1/2" (13mm) diameter tube with rod guides
Top rod has two pieces to connect for accommodating 7' or 8' door
Bottom rod is one piece, its length is 31-1/4" (794mm)




Finishes : 630 Standard, 605, 606, 610. 613, 619, 625, 626 By Special Order

**E5130 LBR**  
**E5130F LBR**

**SURFACE VERTICAL ROD Exit Device LBR (Less Bottom Rod)**  
**WIDE STYLE**

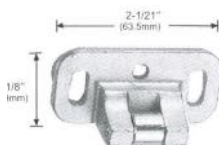
**Certifications and Listings**

ANSI Certified: Fire and Non Fire Devices are ANSI A156.3 - 2001 Grade 1




**Specifications**

<b>Device Lengths</b>	Available For (36)" 33"(838mm) or, (48"), 45"(1137mm)
<b>Door Widths</b>	36" For 29" to 36" (736mm to 914mm) doors 48" For 33" to 48" (838mm to 1219mm) doors
<b>Minimum Stile Width</b>	4-1/4" (107mm)
<b>Latch Bolt</b>	Top latch - 5/8" (16mm) throw, can be deadlocked automatically
<b>Strikes</b>	Top E812 For 5130LBR, E822 For 5130F.LBR or E869 For 5130 LBR or 5130F LBR
<b>Dogging Kit</b>	Hex key dogging (5130 LBR Device Only)
<b>Fire device</b>	No Mechanical Dogging
<b>Dogging Options</b>	Cylinder Dogging (CD). see page E-26
<b>Mounting Fasteners</b>	Non Fire Device - 1/4-20 Machine Screws SNB For Top Latch Fire Rated Device 1/4-20 x Sex Nuts and Bolts (SNB)
<b>Mounting Height</b>	Device centerline from finished floor is 40" (1016mm) standard
<b>Projection</b>	Touch Bar Neutral: 3-1/16" (78mm). Touch Bar Depressed: 2-19/32" (66mm)
<b>Door Opening Height</b>	Standard door height is 7', 8' is available
<b>Vertical Rods</b>	1/2" (13mm) diameter tube with rod guides Top rod has two pieces to connect for accommodating 7' or 8' door
<b>Projection</b>	Touch Bar Neutral: 3-1/16" (78mm), Touch Bar Depressed: 2-19/32" (66mm)



**E-812**



**E-822**



**E-689**

**Finishes :** 630 Standard, 605, 606, 610. 613, 619, 625, 626 By Special Order



MODEL PRODUCT DESCRIPTIONS & FEATURES E-11

E5150
E5150F
CONCEALED VERTICAL ROD Exit Device
WIDE STYLE

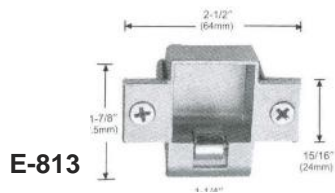
Certifications and Listings

ANSI Certified: Fire and Non Fire Devices are ANSI A156.3 - 2001 Grade 1



Specifications


- Device Lengths Available For (36)" 33"(838mm) or, (48"), 45"(1137mm)
Door Widths 36" For 29" to 36" (736mm to 914mm) doors
48" For 33" to 48" (838mm to 1219mm) doors
Minimum Stile Width 4-1/4" (107mm)
Latch Bolt Top latch - 5/8" (16mm) throw, can be deadlocked automatically
Bottom latch - 5/8" (16mm) throw, held retracted during door swing
Strikes Top - E813 For 5150, E822 For 5100F. Btm.815 For 5150, 825 For 5150F
Dogging Kit Hex key dogging (5150 Device Only)
Fire device No Mechanical Dogging
Dogging Options Cylinder Dogging (CD). see page E-26
Mounting Fasteners Non Fire Device - 1/4-20 Machine Screws X SNB
Fire Fated Device 1/4-20 x Sex Nuts and Bolts (SNB)
Mounting Height Device centerline from finished floor is 40" (1016mm) standard
Projection Touch Bar Neutral: 3-1/16" (78mm). Touch Bar Depressed: 2-19/32" (66mm)
Door Opening Height Standard door height is 7', 8' is available
Vertical Rods 1/2" (13mm) diameter tube with rod guides
Top rod has two pieces to connect for accommodating 7' or 8' door
Bottom rod is one piece, its length is 31-1/4 (794mm)



E-823



E-815



E-825



Finishes : 630 Standard, 605, 606, 610. 613, 619, 625, 626 By Special Order

**E5150 WD**  
**E5150F WD**  
**CONCEALED VERTICAL ROD Exit Device (FOR WOOD DOORS)**  
**WIDE STYLE**

**Certifications and Listings**


ANSI Certified: Fire and None Fire Devices are ANSI A156.3 - 2001 Grade 1



Reinforcing Plate

**Specifications**


<b>Device Lengths</b>	Available For (36)" 33"(838mm) or, (48"), 45"(1137mm)
<b>Door Widths</b>	36" For 29" to 36" (736mm to 914mm) doors 48" For 33" to 48" (838mm to 1219mm) doors
<b>Minimum Stile Width</b>	4-1/4" (107mm)
<b>Latch Bolt</b>	Top latch - 5/8" (16mm) throw, can be deadlocked automatically Bottom latch - 5/8" (16mm) throw, held retracted during door swing
<b>Strikes</b>	Top - E813 For 5150, E822 For 5100F. Btm.815 For 5150, 825 For 5150F
<b>Dogging Kit</b>	Hex key dogging (5150 WD Device Only)
<b>Fire device</b>	No Mechanical Dogging
<b>Dogging Options</b>	Cylinder Dogging (CD). see page E-26
<b>Mounting Fasteners</b>	Non Fire Device - 1/4-20 Machine Screws X SNB Fire Fated Device 1/4-20 x Sex Nuts and Bolts (SNB)
<b>Mounting Height</b>	Device centerline from finished floor is 40" (1016mm) standard
<b>Projection</b>	Touch Bar Neutral: 3-1/16" (78mm). Touch Bar Depressed: 2-19/32" (66mm)
<b>Door Opening Height</b>	Standard door height is 7', 8' is available
<b>Vertical Rods</b>	1/2" (13mm) diameter tube with rod guides Top rod has two pieces to connect for accommodating 7' or 8' door Bottom rod is one piece, its length is 31-1/4 (794mm)



E-813



E-823



E-815



E-825

**Finishes :** 630 Standard, 605, 606, 610. 613, 619, 625, 626 By Special Order



**MODEL** **PRODUCT DESCRIPTIONS & FEATURES** **E-13**

**E5210**  
**E5210F**  
**RIM Exit Device**  
**NARROW STYLE**

**Certifications and Listings**

ANSI Certified: Fire and Non Fire Devices are ANSI A156.3 - 2001 Grade 1



Projection  
 13/16" (21mm)




**E-801**

**Specifications**

<b>Device Lengths</b>	Available For (36)" 33"(838mm) or, (48"), 45"(1137mm)
<b>Door Widths</b>	36" For 29" to 36" (736mm to 914mm) doors 48" For 33" to 48" (838mm to 1219mm) doors
<b>Minimum Stile Width</b>	2-19/32" (66mm)
<b>Latch Bolt</b>	3/4" (19mm) Throw, Deadlocking Latch (304 Stainless Steel)
<b>Strikes</b>	801 Strike For Panic. 802 Strike For Fire
<b>Dogging Kit</b>	Hex key dogging (5210 Device Only)
<b>Fire device</b>	No Mechanical Dogging
<b>Dogging Options</b>	Cylinder Dogging (CD). see page E-26
<b>Mounting Fasteners</b>	Non Fire Device - 1/4-20 Machine Screws Standard Fire Fated Device 1/4-20 x Sex Nuts and Bolts (SNB) supplied standard
<b>Wood Doors</b>	For wood doors, order SNB separately
<b>Mounting Height</b>	Device centerline from finished floor is 40" (1016mm) standard
<b>Projection</b>	Touch Bar Neutral: 3-1/16" (78mm). Touch Bar Depressed: 2-19/32" (66mm)

Projection  
 13/16" (21mm)



**E-802**

**Finishes** : 630 Standard, 605, 606, 610. 613, 619, 625, 626 By Special Order

**E5230**  
**E5230F**  
**SURFACE VERTICAL ROD Exit Device**  
**NARROW STYLE**

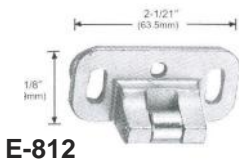
**Certifications and Listings**

ANSI Certified: Fire and Non Fire Devices are ANSI A156.3 - 2001 Grade 1




**Specifications**


<b>Device Lengths</b>	Available For (36)" 33"(838mm) or, (48"), 45"(1137mm)
<b>Door Widths</b>	36" For 29" to 36" (736mm to 914mm) doors 48" For 33" to 48" (838mm to 1219mm) doors
<b>Minimum Stile Width</b>	2-19/32" (66mm)
<b>Latch Bolt</b>	Top latch - 5/8" (16mm) throw, can be deadlocked automatically Bottom latch - 5/8" (16mm) throw, held retracted during door swing
<b>Strikes</b>	Top - 812 For 5230, 822 For 5130F. Btm.815 For 5230, 825 For 5230F
<b>Dogging Kit</b>	Hex key dogging (5230 Device Only)
<b>Fire device</b>	No Mechanical Dogging
<b>Dogging Options</b>	Cylinder Dogging (CD). see page E-26
<b>Mounting Fasteners</b>	Non Fire Device - 1/4-20 Machine Screws X SNB Fire Fated Device 1/4-20 x Sex Nuts and Bolts (SNB)
<b>Mounting Height</b>	Device centerline from finished floor is 40" (1016mm) standard
<b>Projection</b>	Touch Bar Neutral: 3-1/16" (78mm). Touch Bar Depressed: 2-19/32" (66mm)
<b>Door Opening Height</b>	Standard door height is 7', 8' is available
<b>Vertical Rods</b>	1/2" (13mm) diameter tube with rod guides Top rod has two pieces to connect for accommodating 7' or 8' door Bottom rod is one piece, its length is 31-1/4 (794mm)




**E-812**



**E-822**



**E-815**



**E-825**

**Finishes :** 630 Standard, 605, 606, 610. 613, 619, 625, 626 By Special Order



MODEL	PRODUCT DESCRIPTIONS & FEATURES	E-15
-------	---------------------------------	------

**E5250**  
**E5250F**  
**CONCEALED VERTICAL ROD Exit Device**  
**NARROW STYLE**



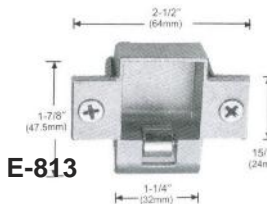
**Certifications and Listings**

ANSI Certified: Fire and Non Fire Devices are ANSI A156.3 - 2001 Grade 1



**Specifications**

<b>Device Lengths</b>	Available For (36)" 33"(838mm) or, (48)", 45"(1137mm)
<b>Door Widths</b>	36" For 29" to 36" (736mm to 914mm) doors 48" For 33" to 48" (838mm to 1219mm) doors
<b>Minimum Stile Width</b>	2-19/32" (66mm)
<b>Latch Bolt</b>	Top latch - 5/8" (16mm) throw, can be deadlocked automatically Bottom latch - 5/8" (16mm) throw, held retracted during door swing
<b>Strikes</b>	Top - 812 For 5130, 822 For 5130F. Btm.815 For 5130, 825 For 5130F
<b>Dogging Kit</b>	Hex key dogging (5110 Device Only)
<b>Fire device</b>	No Mechanical Dogging
<b>Dogging Options</b>	Cylinder Dogging (CD). see page E-26
<b>Mounting Fasteners</b>	Non Fire Device - 1/4-20 Machine Screws X SNB Fire Fated Device 1/4-20 x Sex Nuts and Bolts (SNB)
<b>Mounting Height</b>	Device centerline from finished floor is 40" (1016mm) standard
<b>Projection</b>	Touch Bar Neutral: 3-1/16" (78mm). Touch Bar Depressed: 2-19/32" (66mm)
<b>Door Opening Height</b>	Standard door height is 7', 8' is available
<b>Vertical Rods</b>	1/2" (13mm) diameter tube with rod guides Top rod has two pieces to connect for accommodating 7' or 8' door Bottom rod is one piece, its length is 31-1/4 (794mm)



**Finishes :** 630 Standard, 605, 606, 610. 613, 619, 625, 626 By Special Order